

# User's Manual

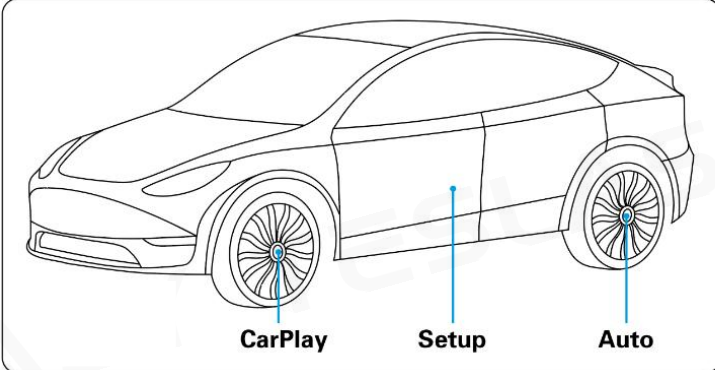


## Disclaimer

1. Do not install or repair this product by yourself. Installation or repair of this product by unauthorized or trained personnel may lead to danger.
2. For the safety, please do not operate this product when driving.
3. Do not let the product come into contact with liquid, the liquid may cause damage to the product and get short circuit.
4. The built-in function of this product is only used as an auxiliary prompt when you are driving the vehicle, and it does not mean that you can be distracted, or lose judgment when driving; the safety accident caused by this has nothing to do with the manufacturer.
5. The pictures used in this manual are for reference only, and the company has nothing to do with the misunderstanding.



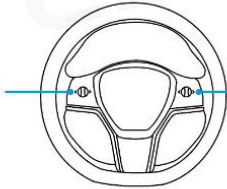
6. Any product problems, please consult the local dealer or call our after-sales service technical specialist.

## Main Feature

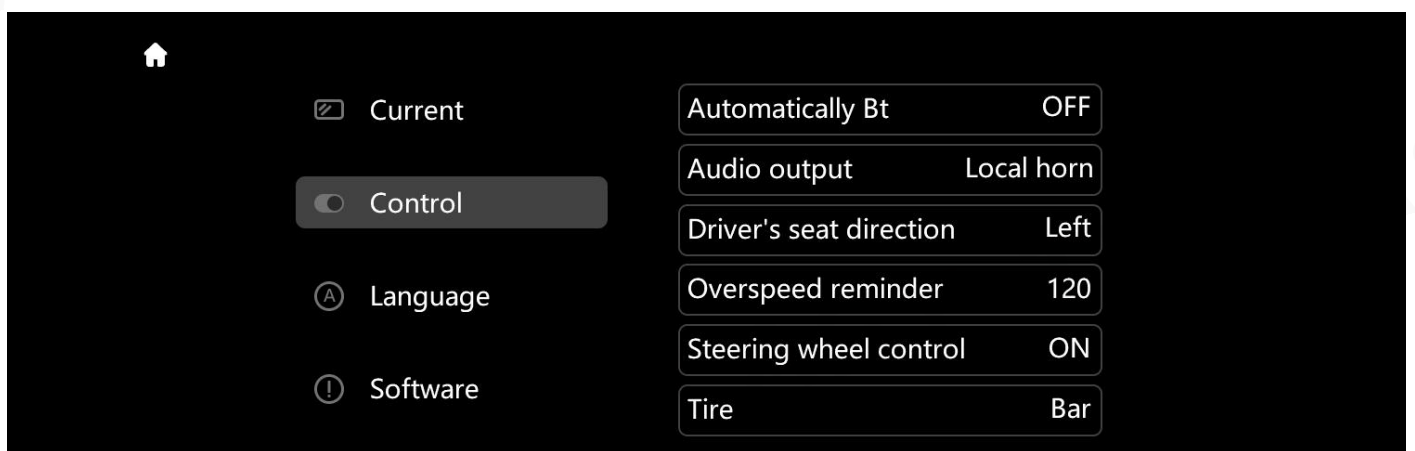
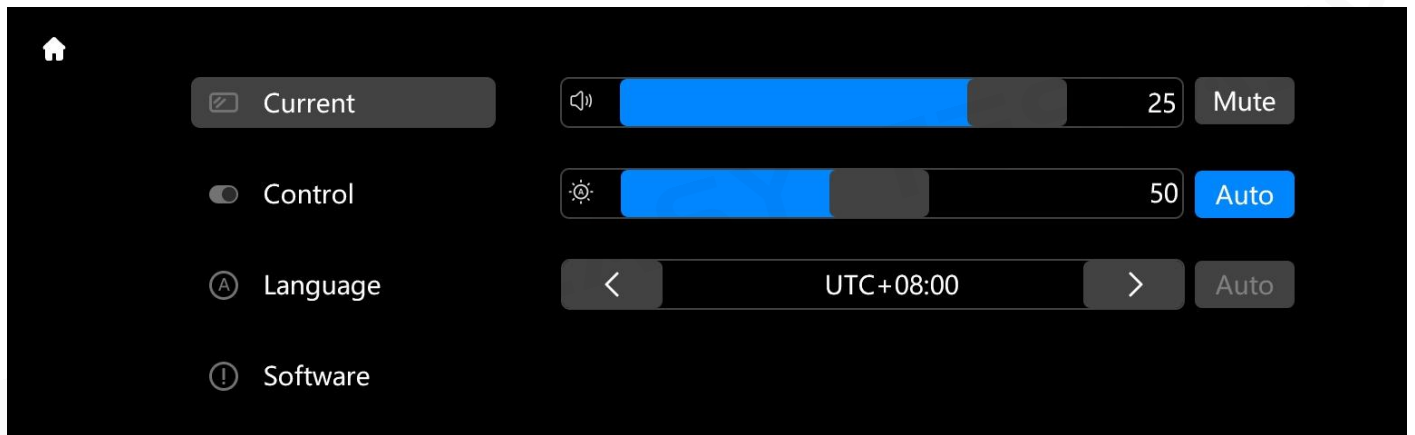


**CarPlay**      **Setup**      **Auto**

Left Roller:	Right Roller:
slide upwards (Volume up)	slide upwards (Cursor Move)
slide down (Volume down)	slide down (Cursor Move)
Push to the left (Previous song)	Push to the left (Cancel/Exit)
Push to the right (Next song)	Push to the right (Confirm/Entry)
Long press for 2 seconds (Wake up siri)	Long press for 2 seconds (No effect)
Long press for 5 seconds (Reboot the monitor)	Long press for 5 seconds (No effect)

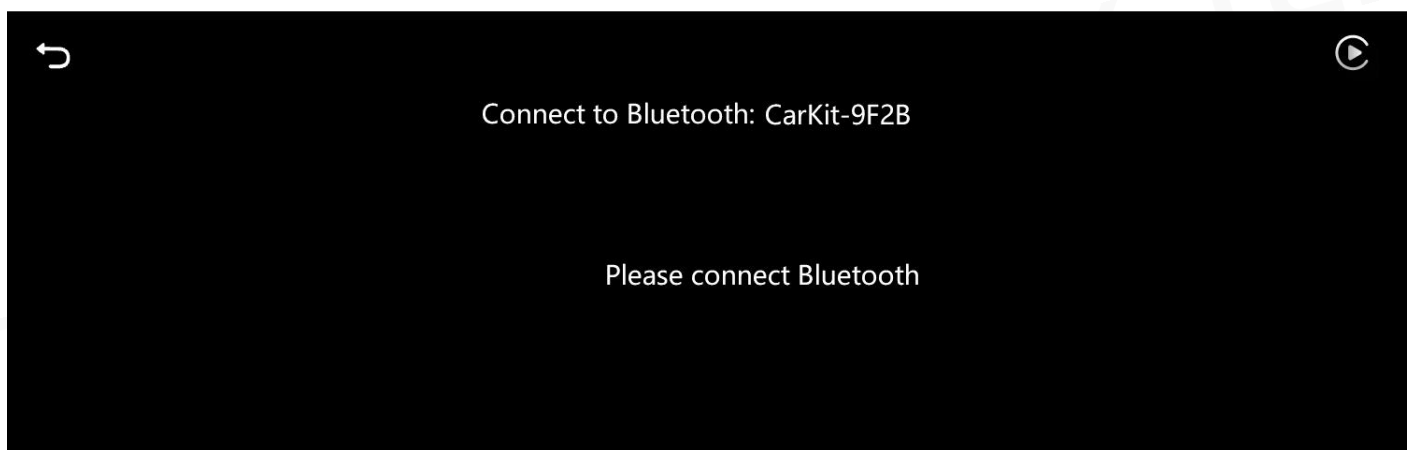


## Setting Menu



## Mobile Internet

Enter the instrument interface (CarPlay/Auto) , open the corresponding icon, and enter the prompt connection interface; Open the Bluetooth on your phone, find the Bluetooth with the name" CarKit -\*\*\*\*", click pairing, and after the automatic connection is successful, the corresponding screen will be displayed



## Product size



Product size: 262×85×22mm    Packaging size: 290×162×33mm    Gross weight: 0.8kg

## Product parameters

Product Name: Tesla Intelligent Interactive Screen

Product model: T96HD

Applicable model: Model 3/Y, fast and non-destructive installation without disassembly

Operating system: Linux TOS

Mobile Internet: Wireless CarPlay/Auto screen projection

Screen size: 9.66 inches 1920 × 480 IPS Full View

Touch operation: supported

Brightness adjustment: manual/follow the original car

Product power: DC12V 500mA (maximum power)

Product features: display of original car information, 3D dynamic car model, wireless mobile connectivity

Audio output: built-in speaker/original car audio (pure display mode)

## Installation diagram



## Warranty

1. Due to the quality problem of the product itself, this product is guaranteed within one year.
2. During the warranty period, if the product fails due to the quality of the product itself, the company will provide maintenance services for free.
3. For products not covered by warranty, maintenance charge is permission of the company.
4. The following situations are not covered by the warranty:
  - 4.1 Damage caused by unauthorized modification or repair of the product.
  - 4.2 The production date label of the product is altered or torn up.
  - 4.3 The product warranty label or warranty card is lost, damaged or altered.
  - 4.4 Man-made damage such as appearance damage and scratches.
5. Damage caused by environmental conditions (such as: power supply, temperature, humidity) or force

majeure (such as: traffic accidents, earthquakes, fires, flooding, etc.)